

DESCRIPTION

The XR Series is an efficient, rugged, commercial grade emergency light. The XR Series, in 6V and 12V models, has the extra capacity to power remote heads for added application flexibility.

Catalog #		Type
Project		
Comments		Date
Prepared by		

SPECIFICATION FEATURES

Electronic

- Dual Voltage Input 120/277 VAC, 60 Hz
- Line-latching
- Solid-state Voltage Limited Charger
- Solid-state Switching
- Low-Voltage Disconnect
- Brownout Circuit
- Overload/Short Circuit Protection
- Test Switch/Power Indicator Light

- Universal J-Box Mounting Pattern
- Keyhole Mounting Slots
- White Finish

Code Compliance

- UL 924 Listed
- Life Safety NFPA 101
- NEC/OSHA
- Most State and Local Codes

Warranty

- Unit: 1-year
- Battery: 5-year pro-rata

Head/Lamp Data

- Two Heads Standard
- Top Mounted - Side mounting Optional
- Glare-Free Lens
- Fully Adjustable
- Remote Capability
- High Impact - Thermoplastic
- Matches Housing Finish

Mounting Requirement

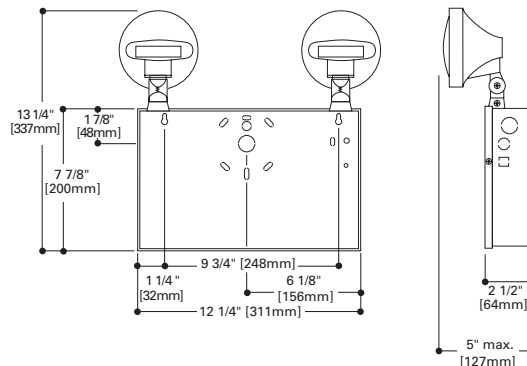
- Mount only on a vertical plane (i.e. wall mount, etc.)

Battery

- Sealed Lead Calcium, Recombination
- Maintenance-free, Long-life
- Full Recharge Time, 24 hrs. (max.)
- Polarized Battery Terminals

Housing Construction

- 22-Gauge Die-Formed Steel
- Knockout, Conduit or Cord Set



XR SERIES

REMOTE CAPACITY
DOUBLE HEAD, METAL BODY
6-VOLT
SEALED LEAD CALCIUM
BATTERY
EMERGENCY LIGHTING

ELECTRICAL RATINGS

Model	Battery	Rated Wattage to 87 1/2% of rated D.C. Voltage				Lamp Information		Wattage	Number
		DC Voltage	1 1/2 hours	2 hours	3 hours	4 hours	Type		
XR3	SLC	6	27	24	18	14	Incandescent	9	29-84
XR3347 (2)	SLC	6	27	24	-	-	Incandescent	9	29-84
XR5	SLC	6	27	24	18	14	Halogen Sealed Beam	6	29-37
XR7	SLC	6	36	30	20	16	Incandescent	9	29-84
XR9	SLC	6	54	48	36	28	Tungsten Halogen	6	29-12
XR11	SLC	6	54	48	36	28	Incandescent	9	29-84
XR11347 (2)	SLC	6	54	48	-	-	Incandescent	9	29-84

SLC=Sealed Lead Calcium Battery

ORDERING INFORMATION

SAMPLE NUMBER: XR3

Series ¹	Options ^{2, 3}	Accessories ⁴
XR3 XR3347 XR5 XR7 XR9 XR11 XR11347	MH=Metal Heads V=Voltmeter TDM=Time Delay Monitor	Mounting Kit 1MSWH=Mounting Shelf, White 1BRWH=Mounting Brackets (2), White Protective Housing WG1=Wire Guard VS2=Polycarbonate Vandal Shield VS2WP=Polycarbonate Vandal Shield - Weatherproof VK1=Voltmeter

Notes: 1. 347 = 120/347V 2. Consult your Eaton lighting solutions representative for alternate lamps and additional options. 3. 0, 1, 3 and 4 head also available. Specify after catalog number (i.e. HR-12117379). 4. Order Separately.

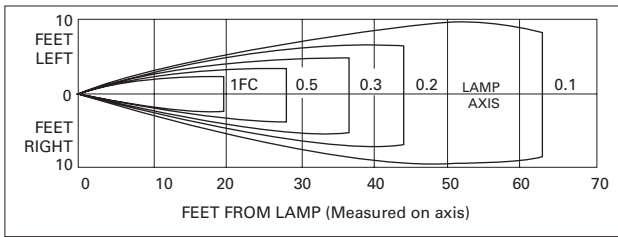
TOTALLY PREDICTABLE
RELIABILITY

ENERGY DATA

XR3, XR5, XR7, XR9, XR11
Input Current (Max.):
120V= .12A
277V= .05A

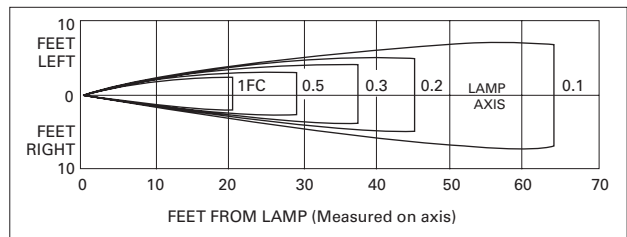
PHOTOMETRICS

Horizontal Distribution



Lamp No. 29-37 or 29-84
Initial Lumens – 29-37 @ 107
29-84 @ 132

Vertical Distribution



Lamp No. 29-37 or 29-84

TECHNICAL DATA

Heads

The lamp housing is constructed of flame- and impact-resistant injection molded thermoplastic with matching finish. The three dimensional swivel assembly permits approximate aiming adjustment from 80° vertical and 358° rotation. The placement is secured with a lockable pivot mounted on a rotating base ring.

Lamps

Designed specifically for emergency lighting applications, the PAR 36 sealed beam type design insures optimum glare-free light distribution along with horizontal and vertical adjustment by rotating the lens within the housing. Tungsten halogen lamps (XR5, XR9) maximize light output with lower wattage.

Housing

The rugged 22-gauge die-formed cold rolled steel housing is finished with white corrosion-resistant polyester powder coat paint. Cabinet has keyhole mounting slots and knockouts in top, rear and side for AC/DC wiring connections and has universal mounting pattern.

Line-Latched

Sure-Lites' line-latched electronic circuitry makes installation easy and economical. A labor efficient AC-activated load switch prevents the lamps from turning on during installation to a non-energized AC circuit. Line-latching eliminates the need for a contractor's return to a job site to connect the batteries when the building's main power is permanently turned on.

Solid-State Charger

Supplied with a 120/277 VAC, voltage regulated solid-state charger. Immediately upon restoration of AC current after a power failure, the charger provides a high charge rate. The charge circuit reacts to the condition of the battery and alters the rate of charge in order to maintain peak battery capacity and maximize battery life. Solid-state construction recharges the battery following a power failure in accordance with UL 924.

Overload and Short-Circuit Protection

The solid-state overload monitoring device in the DC circuit disconnects the lamp load from the battery should excessive wattage demands be made and automatically resets when the overload or short-circuit is removed. This overload current protective feature eliminates the need for fuses or circuit breakers for the DC load.

Brownout Circuit

The brownout circuit in Sure-Lites' units monitors the flow of AC current to the unit and activates the emergency lighting system when a predetermined reduction of AC power occurs. This dip in voltage will cause most ballasted fixtures to extinguish causing loss of normal lighting even though a total power failure has not occurred.

Solid-State Transfer

The unit incorporates a solid-state switching transistor which eliminates corroded and pitted contacts or mechanical failures associated with relays. The switching circuit is designed to detect a loss of AC voltage and automatically energizes the lamps. Upon restoration of the AC power, the emergency lamps will switch off and the charger will automatically recharge the battery.

Low-Voltage Disconnect

When the battery's terminal voltage falls below 80% of the rated voltage, the low-voltage circuitry disconnects the lighting load. The disconnect remains in effect until normal utility power is restored, preventing deep battery discharge.

Test Switch/Power Indicator Light

Conveniently located combination Test Switch/Power Indicator Light allows for manual verification of proper operation of the transfer circuit and emergency lamps.

Sealed Lead Calcium Battery

The fully sealed, long-life, maintenance-free lead calcium battery is ideal for emergency lighting applications. These recombinant cycle batteries typically provide eight to ten years of life and may be operated in any position.

Warranty

All Sure-Lites' units are backed by a firm one-year warranty against defect in material and workmanship (excluding lamps). Maintenance-free, long-life, sealed lead calcium batteries carry a five-year pro-rata warranty.